

Scaled data based on original data using  
LM-79-08 Approved Method: Electrical and Photometric Measurements of Solid-  
State Lighting Products

Test Report Prepared for  
Cooper Lighting Solutions  
(formerly Eaton)

Brand: STREETWORKS

Report Number: P649741

Luminaire Tested: **GLAN-SA2A-835-U-RW-GRSBK**

Issue Date: 5/27/2021

**Test Information**

Test Method: LM-79-08  
Report Number: P649741  
TEST IS SCALED FROM IESNA LM-79-08 TEST DATA (G3-2011-057-7)  
Test Lab: INNOVATION CENTER  
Issue Date: 5/27/2021  
Manufacturer: COOPER LIGHTING SOLUTIONS (FORMERLY EATON)  
Product Line: STREETWORKS  
Catalog Number: GLAN-SA2A-835-U-RW-GRSBK  
Description: GALLEON AREA AND ROADWAY LUMINAIRE  
(2) 80 CRI, 3500K, 615mA LIGHTSQUARES WITH 16 LEDS EACH AND RECTANGULAR  
WIDE OPTICS WITH BLACK GLARE REDUCTION SHIELD  
Light Source: -  
Ballast/Driver: ELECTRONIC DRIVER

**Summary**

Lumens per Lamp: N/A  
Luminaire Lumens: 4653.4 lumens  
Efficiency: N/A  
Efficacy: 73.9 lumens/watt  
Luminous Opening: Rectangular (W 0.5' x L: 1' x H: 0')  
IES Classification: Type V - Short  
BUG Rating: B2 - U0 - G0

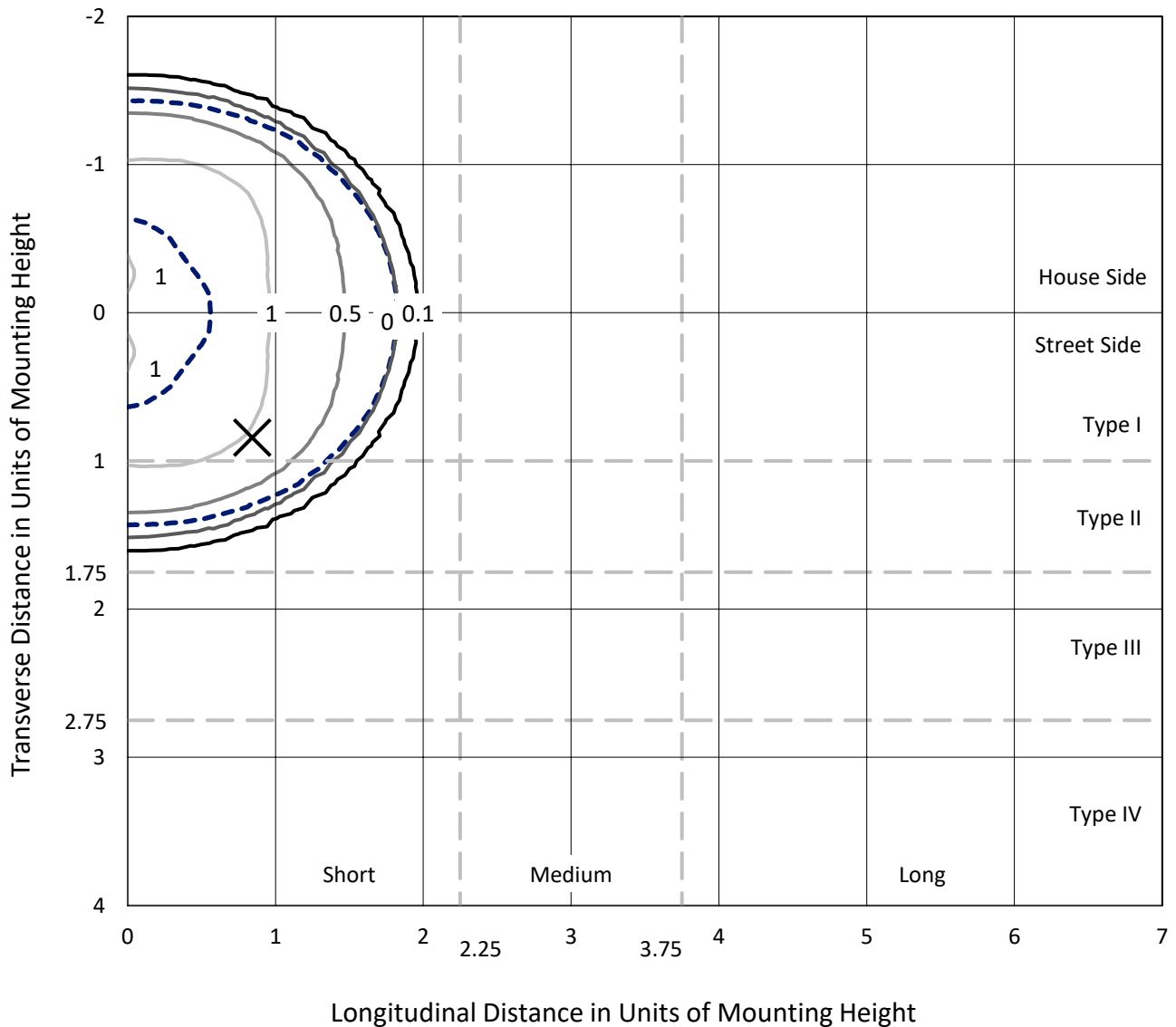
Input Watts (W): 63  
Input Voltage (V): NR  
Input Current (Ain): NR  
Voltage Rise (V): NR  
Power Factor: NR  
Total Harmonic Distortion (THDi): NR  
Frequency (hertz): 60  
Stabilization Time: NR  
Operation Time: NR  
Ambient Temperature (°C): NR  
Test Distance: 24 FT



REPORT NUMBER: P649741  
 CATALOG NUMBER: GLAN-SA2A-835-U-RW-GRSBK

### Iso-Footcandle Lines of Horizontal Illumination

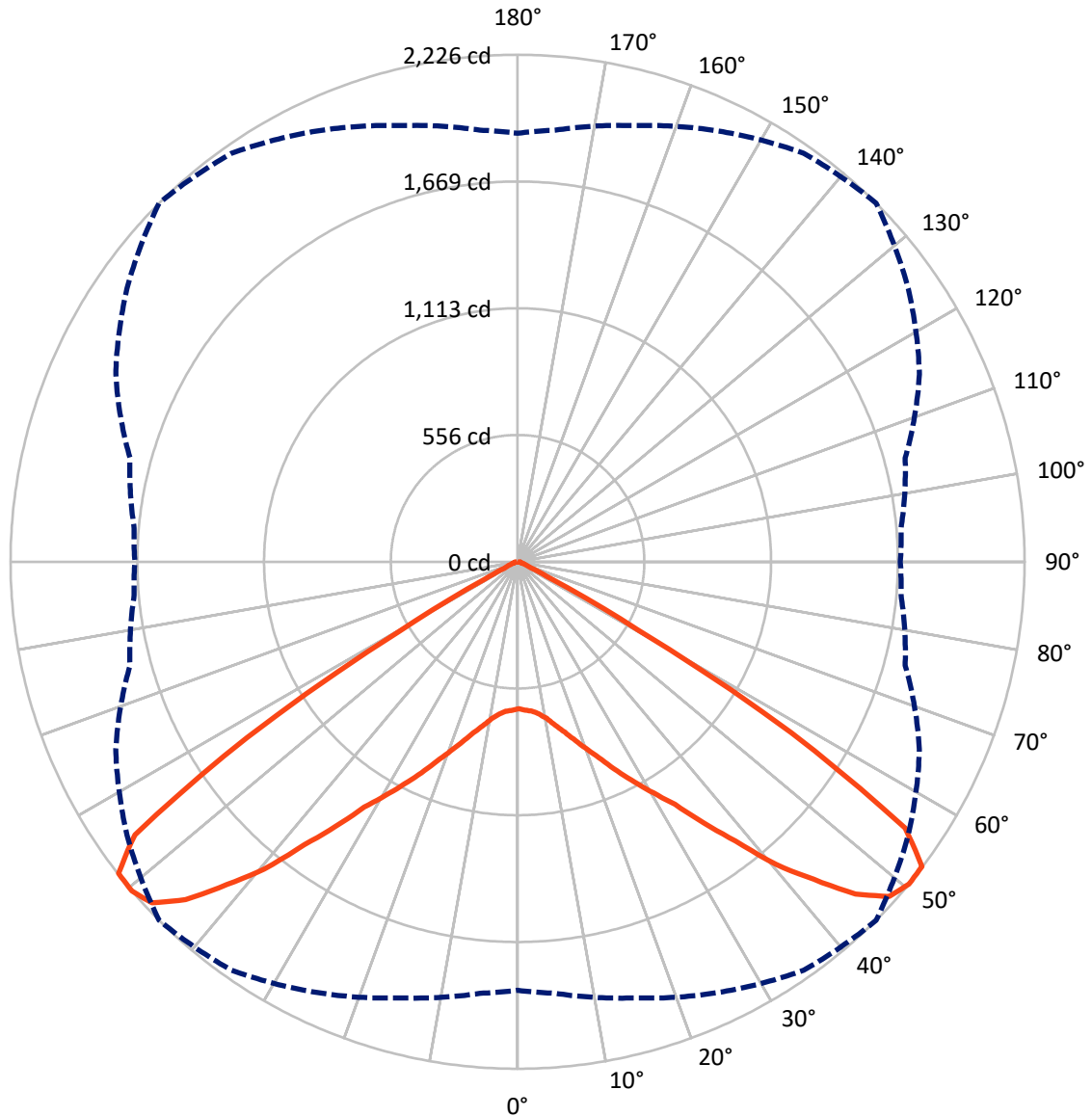
× Max cd  
 - - - 1/2 Max cd



Based on 25 foot mounting height. Maximum calculated value = 1.2 fc  
 Type V - Short - N/A

REPORT NUMBER: P649741  
CATALOG NUMBER: GLAN-SA2A-835-U-RW-GRSBK

### Luminous Intensity Polar Plot



— Vertical Plane Through 45-Deg Lateral      - - - Horizontal Cone Through 50-Deg Vertical

REPORT NUMBER: P649741  
 CATALOG NUMBER: GLAN-SA2A-835-U-RW-GRSBK

**FLUX DISTRIBUTION:**

		Downward	Upward	Total
<b>House Side</b>	Lumens	2326.7	0.0	2326.7
	% Fixture	50.0	0.0	50.0
<b>Street Side</b>	Lumens	2326.7	0.0	2326.7
	% Fixture	50.0	0.0	50.0
<b>Total</b>	Lumens	4653.4	0.0	4653.4
	% Fixture	100.0	0.0	100.0

**ZONAL LUMENS:**

Zone	Lumens	% Fixture
0°-10°	64.2	1.4
10°-20°	221.2	4.8
20°-30°	451.8	9.7
30°-40°	861.6	18.5
40°-50°	1451.9	31.2
50°-60°	1384.6	29.8
60°-70°	193.3	4.2
70°-80°	18.5	0.4
80°-90°	6.4	0.1
90°-100°	0.0	0.0
100°-110°	0.0	0.0
110°-120°	0.0	0.0
120°-130°	0.0	0.0
130°-140°	0.0	0.0
140°-150°	0.0	0.0
150°-160°	0.0	0.0
160°-170°	0.0	0.0
170°-180°	0.0	0.0
0°-90°	4653.4	100.0
0°-180°	4653.4	100.0

**Coefficient of Utilization**

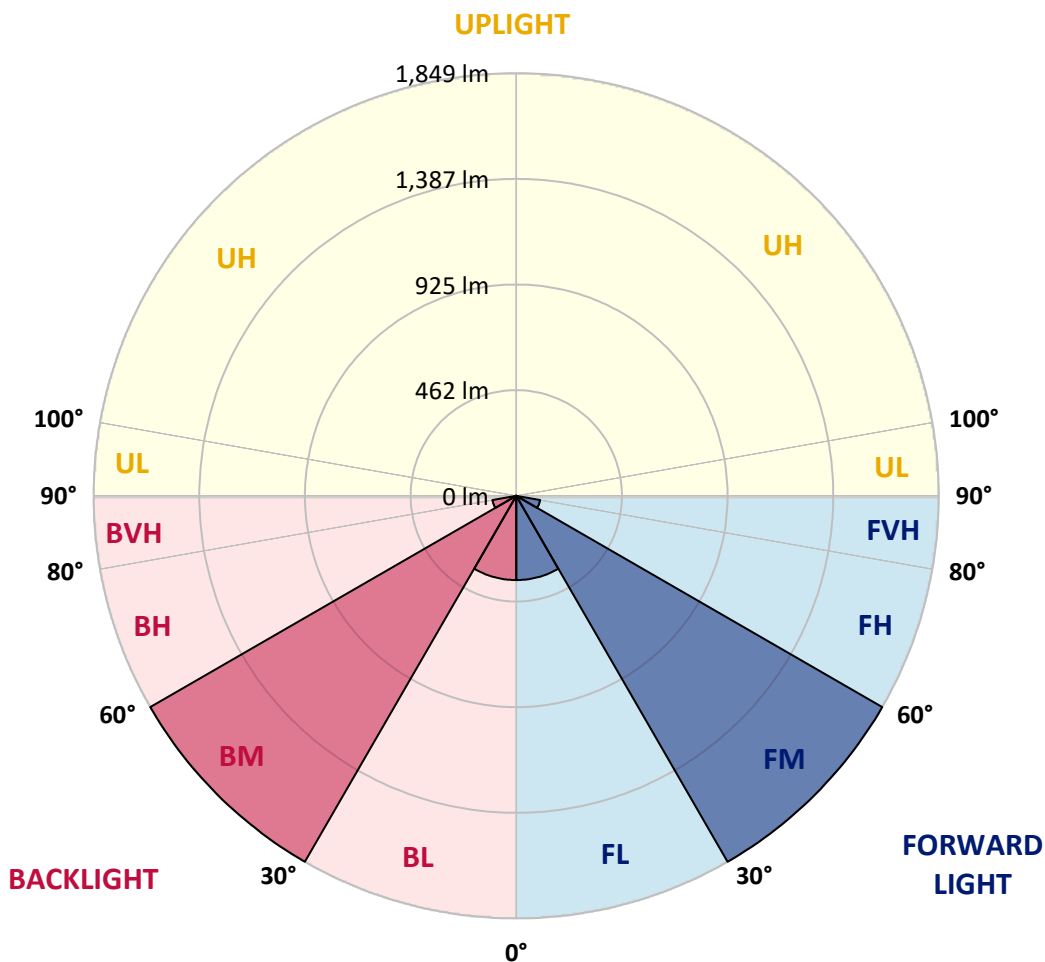


REPORT NUMBER: P649741  
 CATALOG NUMBER: GLAN-SA2A-835-U-RW-GRSBK

**LUMINAIRE CLASSIFICATION SYSTEM LUMEN TABLE AND BUG RATING:**

Zone	Lumens	% Fixture	Zone Rating/Lumen Limit		
			B	U	G
FL (0°-30°)	368.6	7.9			
FM (30°-60°)	1849.0	39.7			
FH (60°-80°)	105.9	2.3			G0/660
FVH (80°-90°)	3.2	0.1			G0/10
BL (0°-30°)	368.6	7.9	B1/500		
BM (30°-60°)	1849.0	39.7	B2/2500		
BH (60°-80°)	105.9	2.3	B0/110		G0/660
BVH (80°-90°)	3.2	0.1			G0/10
UL (90°-100°)	0.0	0.0		U0/0	
UH (100°-180°)	0.0	0.0		U0/0	

**BUG Rating: B2-U0-G0**  
 Type V Short





REPORT NUMBER: P649741

CATALOG NUMBER: GLAN-SA2A-835-U-RW-GRSBK

**CANDELA DISTRIBUTION (FULL):**

	0°	5°	15°	25°	35°	45°	55°	65°	75°	85°	90°
0°	645.1	645.1	645.1	645.1	645.1	645.1	645.1	645.1	645.1	645.1	645.1
2.5°	642.8	642.8	642.0	648.2	645.1	652.2	651.4	653.7	656.1	655.3	661.6
5°	637.3	636.5	636.5	643.5	650.6	658.4	665.5	670.2	678.0	678.0	685.8
7.5°	642.8	638.8	644.3	647.5	660.8	674.1	685.8	695.2	713.2	719.5	717.1
10°	644.3	649.0	652.9	662.3	678.8	699.1	709.3	732.8	753.2	767.3	770.4
12.5°	654.5	661.6	672.5	695.2	710.1	736.7	750.8	773.5	801.7	817.4	828.3
15°	674.1	676.4	690.5	719.5	751.6	775.9	797.8	814.2	841.6	859.7	860.4
17.5°	699.1	709.3	728.9	756.3	790.0	826.0	843.2	861.2	871.4	895.7	901.2
20°	749.3	750.8	769.6	805.6	847.9	880.8	893.3	902.7	898.8	923.9	928.6
22.5°	796.2	797.8	821.3	869.8	915.2	943.4	948.9	943.4	931.7	949.7	951.3
25°	844.0	858.1	875.3	923.9	980.2	1017.8	1018.6	1003.7	979.5	982.6	990.4
27.5°	918.4	928.6	946.6	991.2	1053.1	1095.3	1088.3	1070.3	1039.0	1041.3	1039.0
30°	1005.3	1014.7	1029.6	1086.7	1132.1	1178.3	1188.5	1171.3	1124.3	1114.1	1125.9
32.5°	1110.2	1123.5	1150.9	1203.4	1241.8	1269.9	1277.0	1270.7	1226.9	1223.0	1230.8
35°	1237.8	1255.9	1280.9	1327.1	1358.4	1409.3	1409.3	1388.2	1348.2	1352.9	1352.2
37.5°	1372.5	1399.1	1438.2	1485.2	1527.5	1554.9	1546.3	1528.3	1488.3	1478.1	1488.3
40°	1541.6	1554.9	1604.2	1665.3	1717.0	1748.3	1711.5	1672.3	1576.8	1591.7	1619.1
42.5°	1695.8	1717.0	1754.5	1821.9	1880.6	1906.4	1862.6	1785.1	1670.0	1658.2	1678.6
45°	1827.4	1850.1	1899.4	1995.7	2057.6	2080.3	1983.2	1857.9	1726.4	1696.6	1705.2
47.5°	1915.1	1926.8	1995.7	2087.3	2143.7	2195.4	2056.0	1908.0	1753.0	1696.6	1693.5
50°	1881.4	1901.8	1982.4	2086.5	2189.1	2225.9	2092.8	1946.4	1761.6	1689.6	1680.2
52.5°	1670.8	1706.0	1796.0	1936.2	2091.2	2222.8	2143.7	1933.9	1758.5	1696.6	1710.7
55°	1162.7	1163.5	1273.1	1479.7	1753.8	2063.8	2069.3	1947.9	1778.8	1740.5	1741.2
57.5°	467.5	490.9	574.6	782.1	1035.0	1417.1	1684.9	1807.0	1781.2	1771.8	1796.0
60°	118.2	119.0	144.9	220.8	364.1	607.5	882.4	1194.0	1374.9	1436.6	1445.3
62.5°	60.3	61.1	67.3	78.3	99.4	162.9	289.7	459.6	653.7	752.4	778.2
65°	49.3	49.3	53.2	58.7	59.5	62.6	75.2	107.3	155.8	177.0	179.3
67.5°	37.6	37.6	40.7	43.8	45.4	44.6	43.1	44.6	54.0	51.7	50.1
70°	23.5	24.3	25.8	29.0	30.5	31.3	32.1	33.7	38.4	39.9	38.4
72.5°	14.1	14.1	14.9	17.2	19.6	21.1	23.5	25.1	27.4	31.3	30.5
75°	6.3	6.3	7.8	10.2	12.5	14.9	17.2	19.6	21.1	23.5	24.3
77.5°	1.6	2.3	3.9	7.0	9.4	12.5	15.7	18.0	19.6	19.6	18.8
80°	0.8	0.8	3.1	5.5	10.2	13.3	17.2	18.8	21.1	19.6	17.2
82.5°	0.8	0.8	3.1	5.5	9.4	13.3	18.0	20.4	21.9	19.6	16.4
85°	0.0	0.8	2.3	4.7	7.8	9.4	7.8	5.5	3.1	3.1	2.3
87.5°	0.0	0.0	0.8	0.8	0.0	0.0	0.0	0.0	0.0	0.0	0.0
90°	0.0	0.0	0.0	0.0	0.0	0.0	0.0	0.0	0.0	0.0	0.0

(END OF REPORT)